

GATEWAY

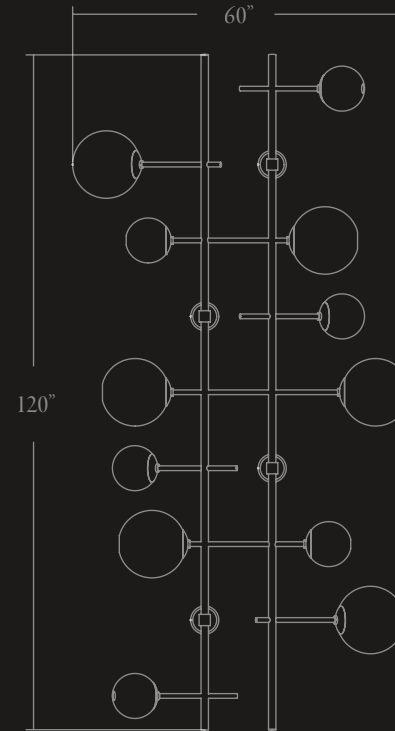
CHANDELIER™



CRENSHAW

GATEWAY

CHANDELIER™



60" W · 120" L · 21 ½" H

≈ 110 lbs.

BRASS

(12) 60W A19
1 CIRCUIT

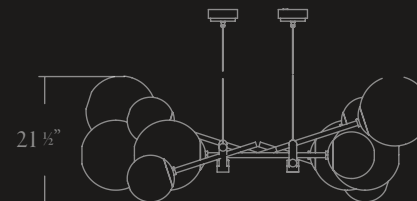
STEM SUSPENSION

NRTL: DRY, DAMP

**captured in polished brass
/ white opal glass*

*Designs are the sole property
of Crenshaw Lighting and
may not be conveyed to third
parties without express written
consent.*

*Copyright © 2022 Crenshaw Lighting
All Rights Reserved*



GATEWAY

CHANDELIER™

POLISHED BRASS



SATIN BRASS




AGED BRASS



ANTIQUÉ BRONZE



OIL RUBBED BRONZE



GATEWAY

CHANDELIER™

