


PARK VIEW

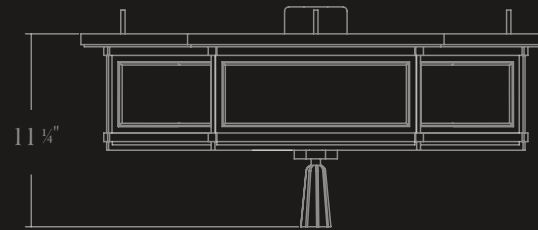
FLUSH™



CRENSHAW

PARK VIEW

FLUSH™



11 1/4"

27 1/4" W · 11 1/4" H


≈ 75 lbs.

BRASS

(4) 60W A19
1 CIRCUIT

NRTL: DRY, DAMP

**captured in Antique Bronze
patina / white opal glass*



27 1/4"


*Designs are the sole property
of Crenshaw Lighting and
may not be conveyed to third
parties without express written
consent.*

*Copyright © 2022 Crenshaw Lighting
All Rights Reserved*


PARK VIEW

FLUSH™


POLISHED BRASS




SATIN BRASS




AGED BRASS



ANTIQUÉ BRONZE



OIL RUBBED BRONZE



PARK VIEW

FLUSH™

