

Fixture: Ventus Pendant

Width: Ø14"

Height: 24"

Crown/Extension: N/A

Finish: Please Specify

Lens: N/A

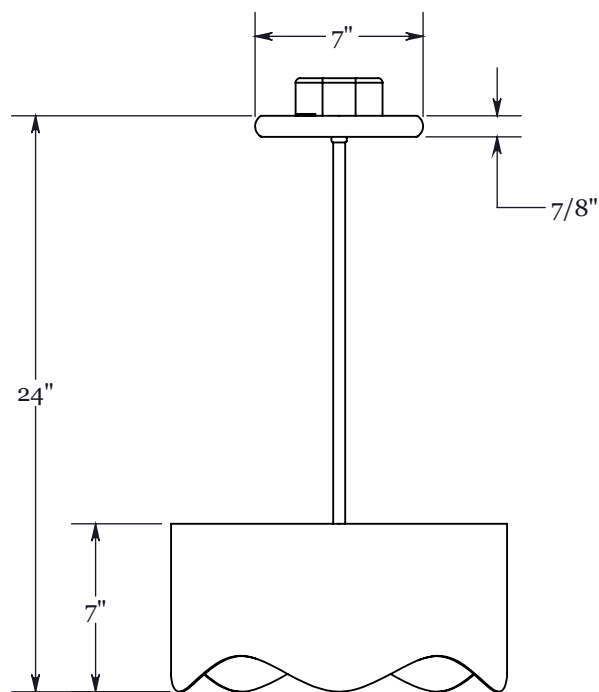
Lamping: Integrated LED

Suspension: Stem

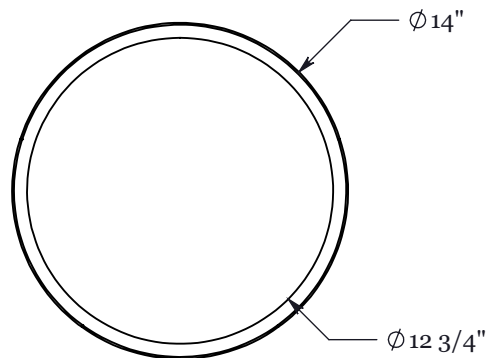
NRTL: Dry Location

Notes:

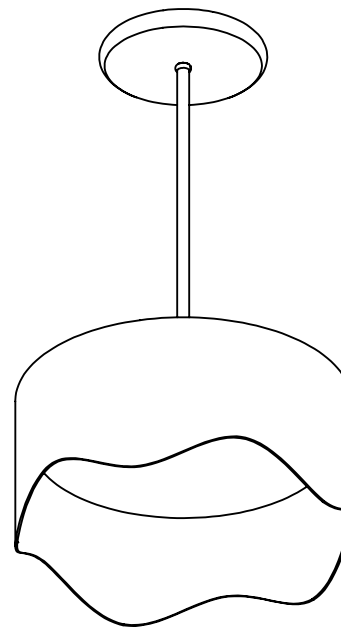
All Crenshaw fixtures NRTL listed unless otherwise noted. All fixtures lab tested and certified to comply with ballast, driver, and component manufacturer warranty requirements



ELEVATION VIEW
SCALE 1 : 8



BOTTOM VIEW
SCALE 1 : 8



PERSPECTIVE VIEW
N.T.S.

Concept sketch. Exact details subject to change for construction.